

# RHINODAYS2025



## FESS & Rhinoplasty International Cadaver Courses

LABORATORY OF ANATOMY, ARISTOTLE UNIVERSITY OF THESSALONIKI, GREECE



ARISTOTLE UNIVERSITY  
OF THESSALONIKI  
MEDICAL SCHOOL

## PROGRAMME



**MAY 14-17, 2025, Thessaloniki, Greece**

[www.rhinodays2025.frei.gr](http://www.rhinodays2025.frei.gr)



## INFORMATION

### Venue

Laboratory of Anatomy

Address: School of Medicine, Aristotle University of Thessaloniki, 54124

Thessaloniki FESS & Rhinoplasty hands-on sessions on fresh frozen specimens

### Certificate

CME Credits

The International Cadaver Courses "Thessaloniki RhinoDays 2025", Thessaloniki, Greece, 14/05/2025-17/05/2025 has been accredited by the European Accreditation Council for Continuing Medical Education (EACCME).

Each participant can only receive the number of credits he/she is entitled to according to his/her actual participation at the event once he/she has completed the feedback form.

### Website

<https://rhinodays2025.frei.gr/>

### Contact us

[rhinodays2025@frei.gr](mailto:rhinodays2025@frei.gr)

## ORGANIZER



**ARISTOTLE  
UNIVERSITY  
OF THESSALONIKI  
MEDICAL SCHOOL**

## P.C.O.



FREI S.A.  
Congress Organizer – Virtual Events – Corp. Meetings/Events – DMC  
3, Papariggopoulou Str., 105 61 Athens, Greece  
T: +30 210 3215600, Fax: +30 210 3219296  
[www.frei.gr](http://www.frei.gr) email: [rhinodays2025@frei.gr](mailto:rhinodays2025@frei.gr)



## WELCOME LETTER

Dear colleagues and friends,

It is a great pleasure to invite you to the Thessaloniki Rhino Days on May 14-17, 2025.

In a period of 4 days we will accommodate two international courses, one in rhinoplasty (2 days) and one endoscopic sinus surgery (2 days) with national and international faculty. There is a significant discount if one chooses to do both!

The courses will be organized by the 1st Academic ENT Department at Aristotle University of Thessaloniki.

### Rhinoplasty course, May 14-15, 2025

There is no doubt that the functional and aesthetic surgery of the nose is a complex operation with a difficult learning curve and will always be a challenge for every Otorhinolaryngologist, Plastic Surgeon and Maxillofacial Surgeon.

The programme is structured in such a way that participants will be able to learn the basic techniques but will be also updated on the latest more advanced techniques of rhinoplasty. Dissection on fresh frozen specimens will provide training in surgical skills for the first 26 registered participants. Video sessions, case presentations, injectables and fillers in and around the nose will be organized by and discussed with the experts.

### Endoscopic sinus surgery course, May 16-17, 2025

Endoscopic Sinus Surgery (ESS) has been evolving with tremendous speed over the last three decades. As expected, the demand for training in the endoscopic techniques is continuously growing. Participants will learn and improve their skills in ESS through lectures and cadaver dissections (for the first 26 registered). In the lab, participants will familiarize themselves with different applications of powered instrumentation. All lab stations will have image guidance.

We will try to meet the training needs of all participants, by tailoring their dissection plan according to their individual needs and training level (a questionnaire will be sent before the course).

Thessaloniki is a historic, cosmopolitan and multicultural city and the weather in May usually averages 24 degrees.








Looking forward to meeting you in Thessaloniki.



**Jannis Constantinidis**  
Courses Director




SCIENTIFIC PROGRAMME

WEDNESDAY, MAY 14

08.00-08.25	Registration
08.25-08.30	Welcome - <b>J. Constantinidis</b>
08.30-10.30	<b>Lectures</b>
<i>Moderators: S. Triantos, M. Scheithauer</i>	
	08.30-08.50 <b>Surgical anatomy and physiology</b> <b>ZINOVIA TSINASLANIDOU</b>
	08.50-09.10 <b>Preoperative assessment and planning in Rhinoplasty</b> <b>STYLIANOS TRIANTOS</b>
	09.10-09.30 <b>Local anesthesia, incisions and approaches in rhinoplasty</b> <b>DIMITRIOS LOULLOUDIS</b>
	09.30-09.50 <b>Managing the septum – function and aesthetics</b> 09.50-10.10 <b>Surgery of the inferior turbinates – indications and techniques</b> <b>MARC SCHEITHAUER</b>
10.10-10.30	COFFEE BREAK
10.30-12.30	<b>Lectures</b>
<i>Moderators: H. Saleh, J. Constantinidis</i>	
	10.30-10.50 <b>Nasal osteotomies: Practical tips &amp; tricks</b> <b>STYLIANOS TRIANTOS</b>
	10.50-11.10 <b>Deviated and crooked nose - analysis and techniques</b> <b>EVANGELOS GIOTAKIS</b>
	11.10-11.30 <b>Endonasal Tip Surgery - What Can You Do?</b> <b>HESHAM SALEH</b>

RHINOPLASTY DAY 1

WEDNESDAY, MAY 14

	11.30-11.50 <b>Bony Dorsum management</b> <b>GEORGE MIREAS</b>
	11.50-12.10 <b>How to manage the middle third after profileplasty</b> <b>JANNIS CONSTANTINIDIS</b>
	12.10-12.30 <b>Management of the saddle nose</b> <b>EVANGELOS GIOTAKIS</b>
12.30-13.30	LUNCH BREAK
13.30-15.30	<b>Lectures</b>
<i>Moderators: D. Louloudis, A. Mesbahi</i>	
	13.30-13.50 <b>How to correct broad nasal tip</b> <b>ALIREZA MESBAHI</b>
	13.50-14.10 <b>How to manage the droopy tip</b> <b>JANNIS CONSTANTINIDIS</b>
	14.10-14.30 <b>Reconstructive Septorhinoplasty: When and how?</b> <b>DIMITRIOS LOULLOUDIS</b>
	14.30-14.50 <b>Changing the Nasolabial Angle</b> <b>HESHAM SALEH</b>
	14.50-15.10 <b>Alar base surgery</b> <b>ALIREZA MESBAHI</b>
	15.10-15.30 <b>Ultrasonic Piezo Rhinoplasty</b> <b>GEORGE MIREAS</b>
15.30-16.00	COFFEE BREAK

RHINOPLASTY DAY 1

SCIENTIFIC PROGRAMME

## WEDNESDAY, MAY 14

16.00-18.00 **Lectures**

Moderators: **J. Constantinidis, G. Mireas**



16.00-16.20  
**Rhinoplasty for the ageing nose**  
**HESHAM SALEH**



16.20-16.40  
**Nasal valve surgery**  
**ALIREZA MESBAHI**



16.40-17.00  
**The use of PRF and other dorsum augmentation material in rhinoplasty**  
**GEORGE MIREAS**



17.00-17.20  
**Transplants in septorhinoplasty**  
**MARC SCHEITHAUER**



17.20-17.40  
**Tips and tricks to achieve a good rhinoplasty result**  
**ALIREZA MESBAHI**

17.40-18.00 **Discussion – Closing remarks**

RHINOPLASTY DAY 1

SCIENTIFIC PROGRAMME

## THURSDAY, MAY 15

08.00-14.00 **Cadaver dissection in the lab**

Dissection Demo closed approach Rhinoplasty

Dissection Demo open approach rhinoplasty, tip suture techniques, grafts

**All faculty**

14.00-15.00 LUNCH BREAK

15.00-18.00 **Lectures - Video Session**

Moderators: **E. Prokopakis, S. Triaridis**



15.00-15.20  
**Lessons learned over the past 20-years in rhinoplasty**  
**JANNIS CONSTANTINIDIS**



15.20-15.40  
**Current management of nasal trauma**  
**STEFANOS TRIARIDIS**



15.40-16.00  
**Rejecting rhinoplasty patient**  
**EMMANUEL PROKOPAKIS**

16.00-18.00 **Interactive case presentations with videos**

Moderators: **H. Saleh, A. Mesbahi**

Participants: **All Faculty**

18.00 Closing remarks

Rhinoplasty Day 2

SCIENTIFIC PROGRAMME

## FRIDAY, MAY 16

08.00-08.25 Registration

08.25-08.30 Welcome - **J. Constantinidis**

08.30-09.45 **Lectures**

Moderators: **P. Karkos, Iord. Konstantinidis**



08.30-08.45  
**Basic surgical anatomy for the ESS surgeon**  
**NIKOLAOS LAZARIDIS**



08.45-09.00  
**Preop and postop care in ESS**  
**GEORGIOS PAPACHARALAMPOUS**



09.00-09.15  
**CT Scan - Preop Checklist**  
**TIMOLEON TERZIS**



09.15-09.30  
**Surgical management of epistaxis**  
**PETROS KARKOS**



09.30-09.45  
**Endoscopic DCR step by step**  
**IORDANIS KONSTANTINIDIS**

09.45-10.00 COFFEE BREAK

10.00-12.30 **Lectures**

Moderators: **T. Terzis, M. Katotomichelakis**



10.00-10.15  
**Five lamellae" principle in ESS**  
**TOMISLAV BAUDOIN**



10.15-10.45  
**FESS Past, Present and Future: The Messerklinger and Stammberger Legacy**  
**ANDREAS LEUNIG**

Keynote Lecture sponsored by 



10.45-11.00  
**Endoscopic frontal sinus approaches**  
**JANNIS CONSTANTINIDIS**

FESS DAY 1

## FRIDAY, MAY 16



11.00-11.15  
**Endoscopic sphenoid sinus approaches**  
**EVANGELOS GIOTAKIS**



11.15-11.30  
**Turbinate surgery as a part of ESS**  
**MATT LECHNER**



11.30-11.45  
**Tips & Tricks and new perspectives in ESS**  
**MARTIN JURLINA**



11.45-12.00  
**Use of powered instrumentation and image guidance in ESS**  
**TIMOLEON TERZIS**



12.00-12.15  
**Surgery for CRSwNP in the era of biologics**  
**MICHAIL KATOTOMICHELAKIS**

12.15-12.30 Q&A

12.30-13.30 LUNCH BREAK

13.30-18.00 **Lectures**

Moderators: **J. Constantinidis, G. Psychogios**



13.30-13.50  
**Endoscopic approach to the maxillary sinus and the missed ostium sequence**  
**ANDREAS LEUNIG**



13.50-14.10  
**Endoscopic prelacrima approach to the maxillary sinus**  
**IORDANIS KONSTANTINIDIS**



14.10-14.30  
**Endoscopic nasal septal perforation repair**  
**ISAM ALOBID**

FESS DAY 1

## FRIDAY, MAY 16



14.30-14.50  
**Inverted papillomas: What to focus on**  
**PAOLO BATTAGLIA**



14.50-15.10  
**CSF leaks and endoscopic skull base reconstruction**  
**ISAM ALOBID**



15.10-15.30  
**Management of invasive fungal sinusitis**  
**MATT LECHNER**

15.30-16.00 LUNCH BREAK



16.00-16.20  
**ESS in nasal & sinus polyposis**  
**TIMOLEON TERZIS**



16.20-16.40  
**Endoscopic endonasal approach to anterior skull base (EEA) for malignancies**  
**PAOLO BATTAGLIA**



16.40-17.00  
**Endoscopic approach to pterygopalatine & infratemporal fossa - Juvenile angiofibromas**  
**MANUEL BERNAL - SPREKELSEN**



17.00-17.20  
**Pediatric endoscopic sinus & skull surgery: Limitations and possibilities**  
**JANNIS CONSTANTINIDIS**



17.20-17.50  
**Avoiding worst case scenarios during FESS**  
**MANUEL BERNAL - SPREKELSEN**

*Keynote Lecture*

17.50-18.00 **Closing Remarks**

FESS DAY 1

## SATURDAY, MAY 17

08.00-15.00

### Cadaver dissection in the Lab

Dissection Demo, Cold Instrumentation

Dissection Demo, Power Instrumentation

#### Trainees Supervision: All Faculty

Uncinectomy, MMA, Ethmoidectomy, Sphenoidectomy

Frontal sinus recess, Draf I-III drainage

ESPAL, Canthotomy, Orbital Decompression

PPF, Sphenopalatine artery, Vidian nerv

Sphenoid sinus, Pituitary gland

**All faculty**

15.00-16.00 LUNCH BREAK

### 16.00-18.00 Lectures - Interactive video case-demonstrations

16.00-17.00 **Lectures**

Moderators: **V. Papanikolaou, K. Mantsopoulos**



16.00-16.20  
**Revision Surgery, Finding your way without a Navigator!**  
**VASSILIS PAPANIKOLAOU**



16.20-16.40  
**How to avoid and manage complications in ESS**  
**GIORGOS PSYCHOGIOS**



16.40-17.00  
**The limits of endonasal approaches: Are there any at all?**  
**KONSTANTINOS MANTSOPOULOS**

17.00-18.00

**Interactive video case-demonstrations of endoscopic sinus surgery procedures**

**ALL FACULTY**

18.30

Closing remarks - Discussion

FESS DAY 2

## INTERNATIONAL FACULTY



### **ALOBID ISAM**

Skull Base Unit. ENT department Hospital Clinic, Professor at Barcelona University, Centro médico Teknon, Barcelona, Spain



### **BATTAGLIA PAOLO**

Paolo Battaglia, MD Associate Professor Chief Dept of Otorhinolaryngology - H & N Surgery - Sant' Anna - Como University of Insubria, Varese/Como, Italy ERS Advisory Board Member



### **BAUDOÏN TOMISLAV**

Prof., MD, PhD, FEBORL-HNS (Hon) President - Croatian Society of ORL-HNS President-elect - Confederation of European ORL-HNS Head - Referral Center of Pediatric ORL Ministry of Health Republic of Croatia, Department of ORL-HNS Sisters of Charity University Medical Center, Zagreb School of Medicine, Zagreb, Croatia



### **BERNAL- SPREKELSEN MANUEL**

Professor, Chair ENT (Full Prof.), Barcelona University Head ENT-Dept. Hospital Clínic de Barcelona, Spain



### **JURLINA MARTIN**

Head of Craniomaxillofacial Division at the Department of Maxillofacial Surgery Clinical Hospital Dubrava, Croatia Vice president and Past President of Croatian Skull Base Society



### **LECHNER MATT**

Professor of Rhinology and Head and Neck Cancer, Department of Targeted Intervention University College London, UK



### **LEUNIG ANDREAS**

Prof. Dr. med. Andreas Leunig Rhinology Center Munich, Germany



### **MESBAHI ALIREZA**

International & European Board Certified in Facial Plastic and Reconstructive surgery General Secretary of Pan Asian Academy Of Facial Plastic & Reconstructive Surgery



### **SALEH HESHAM**

Professor Hesham Saleh, FRCS(ORL-HNS), IBCFPRS Consultant Rhinologist/Facial Plastic Surgeon Professor of Practice (Rhinology), Imperial College London, UK



### **SCHEITHAUER MARC**

Executive Senior Surgeon / Vice Chair University Hospital of Ulm Department of Otorhinolaryngology, Head and Neck Surgery

## NATIONAL FACULTY



### **CONSTANTINIDIS JANNIS**

Professor of Otorhinolaryngology, Head and Neck Surgery, Aristotle University of Thessaloniki, Past President of the European Rhinologic Society



### **GIOTAKIS EVANGELOS**

Assistant Professor for Otorhinolaryngology National and Kapodistrian University of Athens, Greece



### **KARKOS PETROS**

Professor in Otolaryngology, Aristotle University of Thessaloniki, Greece



### **KATOTOMICHELAKIS MICHAEL**

Professor Dr. Michael A. Katotomichelakis, MD, MSc, PhD, - Chair of the University ORL Department, Medical School, Democritus University of Thrace, University General Hospital of Alexandroupolis, Greece, - Director MSc program "Rhinology-Rhinology"



### **KONSTANTINIDIS IORDANIS**

Professor of ORL Aristotle University of Thessaloniki 2nd Academic ORL Department, Thessaloniki, Greece



### **LAZARIDIS NIKOLAOS**

Associate Professor Laboratory of Anatomy and Anatomy of Surgery at Aristotle University of Thessaloniki, Thessaloniki, Greece



### **LOULLOUDIS DIMITRIOS**

M.D., ENT – Rhinoplasty expert ENT Director, Medical Center of Athens, Psychiko Division, Athens, Greece



### **MANTSOPOULOS KONSTANTINOS**

M.D., M.Sc, PhD, Professor of Otolaryngology, Head and Neck Surgery, University of Erlangen-Nuremberg, - Chairman of the Salivary Gland and Thyroid Diseases Working Group of the German ENT-Society, - Board certified course instructor of head and neck ultrasound (DEGUM III), - Board certified subspecialties: Facial plastic surgery, Head and neck medical oncology



### **MIREAS GEORGE**

Director of the Facial Plastic Surgery Center, Mediterraneo Hospital, Athens; Dep. Director of the ENT Department, 251 Hellenic (Greek) Airforce Hospital, Athens, Greece



### **PAPACHARALAMPOUS GEORGIOS**

MD PhD, MSc Rhinol, FEBORL-HNS



### **PAPANIKOLAOU VASSILIS**

Department of OtoRhinoLaryngology, Thoracic Diseases General Hospital of Athens "Sotiria", Athens, Greece



### **PROKOPAKIS EMMANUEL**

Professor of Otorhinolaryngology, University of Crete School of Medicine, Heraklion, Crete, Greece

## NATIONAL FACULTY



### PSYCHOGIOS GIORGOS

M.D., Ph.D. Otorhinolaryngologist, Head and Neck Surgeon, - Professor, Director of the ENT Department University Ioannina, Greece,, - Privatdozent of the Ludwig-Maximilians-University Munich, Germany



### TERZIS TIMOLEON

MD PhD FACS  
Director, ENT Department, and Head, Athens Rhinology Center, Athens Medical Center, Greece



### TRIANTOS STYLIANOS

Director, ENT Clinic Korgialenio-Benakio 'Red Cross' General Hospital of Athens, Athens, Greece



### TRIARIDIS STEFANOS

Prof. Dr. Stefanos Triaridis  
Professor of Otolaryngology, 1st Otolaryngology Dept, AHEPA University Hospital, Aristotle University of Thessaloniki, Greece



### TSINASLANIDOU ZINOVIA

MD, PhD  
ENT doctor, private practice  
Scientific associate in St Lucas Private Clinic, Thessaloniki, Greece

## DISSECTION TUTORS



### CH AidAS KONSTANTINOS

MD, PhD, FRCS (ORL-HNS), Ass. Professor in Otorhinolaryngology - Head & Neck surgery, Democritus University of Thrace, Department of Medicine



### KOSKINAS IOANNIS

Research fellow, ENT Clinic, AHEPA University Hospital, Thessaloniki



### CHRYSOVERGIS ARISTEIDIS

Director, Scientific Head of the ENT Clinic, "Elpis" General Hospital



### MARAGOUDAKIS PAVLOS

ENT Surgeon, Professor at the National & Kapodistrian University of Athens, Director, ENT Clinic, Iaso Medical Services Surgical Sector Coordinator



### FYRMPAS GEORGIOS

Department of Otorhinolaryngology-Head and Neck Surgery, Medical School, Democritus University of Thrace, Alexandroupolis, Greece



### PAPADOPOULOS KONSTANTINOS

MD, MSc, Adj. ENT, Drama General Hospital



### G OUGOUSIS SPYRIDON

MD, PhD, FEBEORL-HNS, Head of the E.N.T & Head and Neck Dpt at G.H Papanikolaou Thessaloniki



### SARAFIDOU ANASTASIA

MD, MSc, PhD(c), FEBORL-HNS, Otorhinolaryngologist-Head and Neck Surgeon

## SPONSORS



# ΠΡΟΣΩΠΟ ΜΕ ΠΡΟΣΩΠΟ ΜΕ ΤΗΝ ΗΩΣΙΝΟΦΙΛΙΚΗ ΦΛΕΓΜΟΝΗ<sup>1</sup>

**Αποδεδειγμένη  
αποτελεσματικότητα  
σε 4 σοβαρές  
ηωσινοφιλικές παθήσεις<sup>1</sup>**

**Χρόνια Ρινοκολπίτιδα με  
Ρινικούς Πολύποδες<sup>1</sup>**

Το **Nucala** ενδείκνυται ως επιπρόσθετη θεραπεία σε συνδυασμό με ενδορρινικά κορτικοστεροειδή για τη θεραπεία ενηλίκων ασθενών με σοβαρή χρόνια ρινοκολπίτιδα με ρινικούς πολύποδες (CRSwNP), στους οποίους η θεραπεία με συστηματικά κορτικοστεροειδή και/ή χειρουργική επέμβαση δεν παρέχει επαρκή έλεγχο της νόσου.

Το **Nucala** ενδείκνυται επίσης για σοβαρό ηωσινοφιλικό άσθμα (SEA), ηωσινοφιλική κοκκιωματώση με πολυαγγειίτιδα (EGPA), και υπερηωσινοφιλικό σύνδρομο (HES).<sup>1</sup>

Εκτός εάν σημειώνεται διαφορετικά, οι εικόνες και τα προφίλ ασθενών προορίζονται για επεξηγηματικούς σκοπούς.

Για την  
Περίληψη των  
Χαρακτηριστικών  
του Προϊόντος  
σκανάρετε  
το **QR code**.  
Σε έντυπη μορφή  
είναι διαθέσιμη κατόπιν  
αίτησής στην εταιρεία.



#### Σύνοψη Προφίλ ασφαλείας<sup>1</sup>:

**Σοβαρό ηωσινοφιλικό άσθμα:** Σε μελέτες ελεγχόμενες με εικονικό φάρμακο σε ενήλικες και εφήβους ασθενείς με σοβαρό ανθεκτικό ηωσινοφιλικό άσθμα, οι πιο συχνά αναφερόμενες ανεπιθύμητες ενέργειες κατά τη διάρκεια της θεραπείας ήταν κεφαλαλγία (20%), αντιδράσεις στη θέση ένεσης (8%) και οσφυαλγία (6%).

**CRSwNP:** Σε μία ελεγχόμενη με εικονικό φάρμακο μελέτη σε ασθενείς με CRSwNP, οι πιο συχνά αναφερόμενες ανεπιθύμητες ενέργειες κατά τη διάρκεια της θεραπείας ήταν κεφαλαλγία (18%) και οσφυαλγία (7%).

**EGPA:** Σε μία ελεγχόμενη με εικονικό φάρμακο μελέτη σε ασθενείς με EGPA, οι πιο συχνά αναφερόμενες ανεπιθύμητες ενέργειες κατά τη διάρκεια της θεραπείας ήταν κεφαλαλγία (32%), αντιδράσεις της θέσης ένεσης (15%) και οσφυαλγία (13%). Συστηματικές αλλεργικές αντιδράσεις/αντιδράσεις υπερευαισθησίας αναφέρθηκαν από το 4% των ασθενών με EGPA.

**HES:** Σε μία ελεγχόμενη με εικονικό φάρμακο μελέτη σε ασθενείς με HES, οι πιο συχνά αναφερόμενες ανεπιθύμητες ενέργειες κατά τη διάρκεια της θεραπείας ήταν κεφαλαλγία (13%), ουρολοίμωξη (9%), αντιδράσεις της θέσης ένεσης και πυρετός (7% η κάθε μία).

#### Βιβλιογραφία:

1. Περίληψη Χαρακτηριστικών Προϊόντος Nucala, Ιούνιος 2024

Φαρμακευτικό προϊόν για το οποίο απαιτείται περιορισμένη ιατρική συνταγή. Η εικόνα και το προφίλ ασθενούς χρησιμοποιείται μόνο για επεξηγηματικούς σκοπούς. Το Nucala θα πρέπει να χορηγείται από ιατρούς με εμπειρία στη διάγνωση και την αντιμετώπιση του σοβαρού ανθεκτικού ηωσινοφιλικού άσθματος, της CRSwNP, της EGPA ή και του HES.

Η Περίληψη των Χαρακτηριστικών του Προϊόντος σε έντυπη μορφή είναι διαθέσιμη κατόπιν αίτησής στην εταιρεία.

Προϊόν	Νοσοκομειακή Τιμή	Λιανική Τιμή
NUCALA INJ SOL 100MG 1 προγεμισμένη σύριγγα	759,85 €	949,56 €
NUCALA INJ SOL 100MG 1 προγεμισμένη συσκευή τύπου πένας	751,64 €	939,30 €

% επικάλυψης από τους οργανισμούς κοινωνικών ασφαλίσεων: 100%.

Τα ανωτέρω ισχύουν κατά την ημερομηνία σύνταξης του υλικού.

Παρακαλούμε επικοινωνήστε με την εταιρεία για επιβεβαίωση πλήρους ενημερωμένων δεδομένων, για οποιοδήποτε πληροφορία ή/και αναφορά Ανεπιθύμητων Ενεργειών στο τηλέφωνο 210 6882100.

<sup>1</sup>αφορά μόνο σε πωληθείσα ιδιωτικού φαρμακείου.

**Βοηθήστε να γίνουν τα φάρμακα πιο ασφαλή και  
Αναφέρετε  
ΟΛΕΣ τις ανεπιθύμητες ενέργειες για  
ΟΛΑ τα φάρμακα  
Συμπληρώνοντας την "ΚΙΤΡΙΝΗ ΚΑΡΤΑ"**



[www.kitrinikarta.gr](http://www.kitrinikarta.gr)

Τα εμπορικά ονόματα ανήκουν ή έχουν παραχωρηθεί στον Όμιλο εταιρειών GSK  
©2025 Όμιλος εταιρειών GSK ή δικαιούπαρχος του Ομίλου GSK.

**GlaxoSmithKline ΜΟΝΟΠΡΟΣΩΠΗ Α.Ε.Β.Ε.**

Λ. Κηφισίας 266, 15232 Αθήνα, Τηλ. 210 6882100

[www.gsk.com](http://www.gsk.com)